Note: This is a guideline for paper submission through our online submission system, CMT, this instruction will illustrate how to submit manuscripts for new and regular users of CMT. If you failed to submit your manuscript through CMT finally, please write to ictac.uia@cumail.in

Step 1: Find the submission portal of ICTAC-2026 (https://cmt3.research.microsoft.com/ICTAC2026/Submission/Index) and enter the web page as follows:

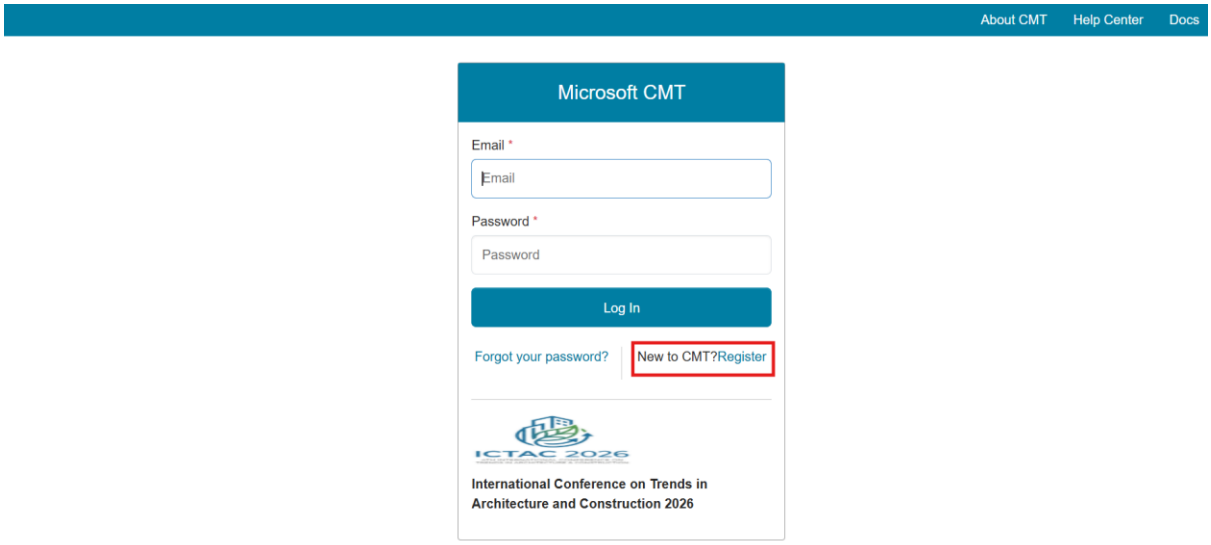

Step 2: Register as a user of CMT (If you are a new user, you need to register. But if you are not a new user of CMT, please skip to step 3 directly.)

I. Click on Register option
Choose bar 'Registration' and fill in the information as follows, the asterisk items must be filled.

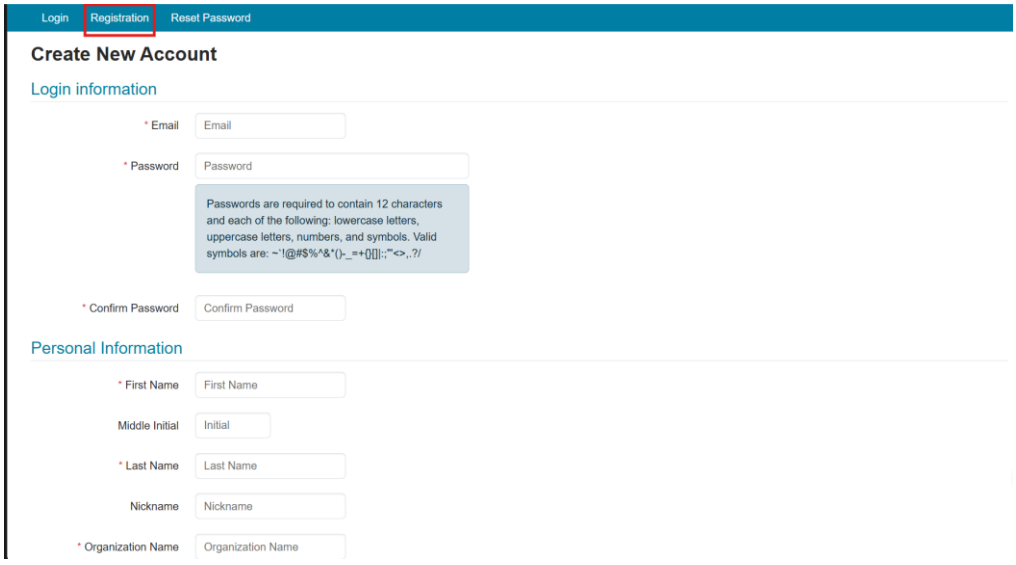

II. Verify your email
After clicking 'Register', the system will send an activation link to the mail address you filled. Please verify your account by clicking the activation link.

Step 3: Log in CMT

After logging in, please click https://cmt3.research.microsoft.com/ICTAC2026. And then, you will enter the submission page of ICTAC 2024 in CMT.

Step 4: Submit manuscript Then you will enter the “Author Console” page, click on “ reate new submission” button

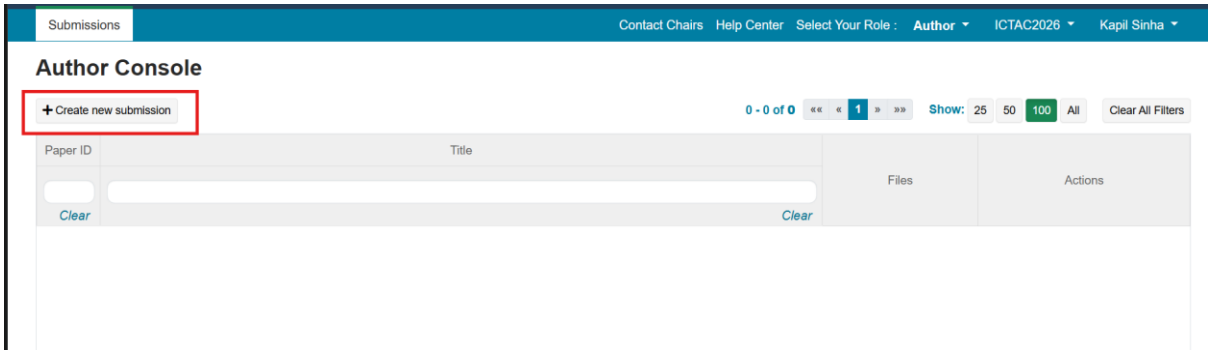

II. Please fill in your “paper title” and “abstract”, and by clicking the button ‘submit’ to upload the files (doc or PDF)

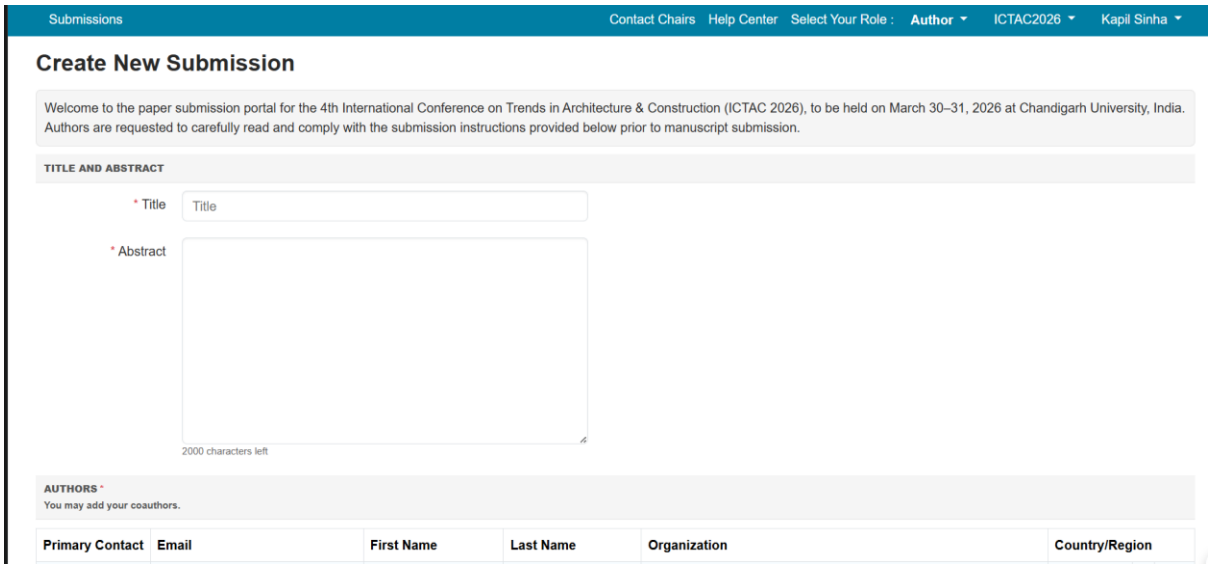

III. And then click “Submit”

IV. Finally, you will enter the webpage, it means that your submission is successful, Congratulations!